

REVISIONS			
REV.	DESCRIPTION	DATE	APPROVED
0	INITIAL	12/9/05	ON FILE
A		5/31/2007	

**SPECIFICATIONS**

**PRESSURE RANGE:** SEE PRESSURES AND RESOLUTIONS CHART

**PRESSURE ACCURACY:** ± (0.05% OF READING + FLOOR TERM\*)  
 \* FLOOR TERM = + 0.005% OF FS OR +1 LEAST SIGNIFICANT DIGIT (LSD) FOR RANGES WITH LIMITED RESOLUTIONS:

RANGE	LSD FLOOR TERM
16 PSI	0.001PSI
1500 PSI	0.1PSI
1 Bar	0.0001bar
100 Bar	0.01bar
100 kPa	0.01kPa
10000 kPa	1 kPa

**VACUUM ACCURACY:** ±(0.25% OF READING + VACUUM FLOOR TERM\*) (ONLY APPLIES TO 300 PSI AND BELOW GAUGES):

RANGE	VACUUM FLOOR TERM
16 PSI, 36 PSI	0.004 PSI
300 PSI	0.01 PSI
1 Bar, 2 Bar	0.0003 bar
20 Bar	0.001 bar.
100 kPa, 200 kPa	0.03kPa
2000 kPa	0.1kPa

**CURRENT LOOP RANGE:** 0 - 55mA

**CURRENT LOOP ACCURACY:** ±(0.025% OF READING + 0.001mA)

**POWER:** SINGLE 9 VOLT; EVEREADY P/N 216 CARBON-ZINC OR DURACELL P/N 1604, ALKALINE-MANGANESE BATTERY. USE OF ANY OTHER BATTERY VOIDS INTRINSIC SAFETY RATINGS

**PRESSURE CONNECTIONS:** 1/8"-27 FEMALE NPT X 2

**ELECTRICAL INTERFACES:**  
 4mm DIAMETER SHIELDED BANANA JACKS, 0.75" SPACING, CURRENT LOOP PCMCIA STYLE PROPRIETARY CONNECTOR, RS232

**ENCLOSURE:** ALUMINUM, POLYCARBONATE BATTERY CASE

**COLOR:** BLACK

**WEIGHT:** 17 oz (485 g)

**PRESSURE PORT MEDIA COMPATABILITY:** LIQUID AND GASES COMPATIBLE WITH PTFE PENETRATED, ANODIZED ALUMINUM SENSOR MANIFOLD; 316 SS TL SENSOR.

**PRESSURE PORT VOLUMETRIC DATA:**  
 LP DISTANCE TO DIAPHRAGM (-A- TO -B-): 0.88"  
 LP VOLUME: 0.13 CUBIC INCHES  
 HP DISTANCE TO DIAPHRAGM (-A- TO -B-): 0.70"  
 HP VOLUME: 0.06 CUBIC INCHES

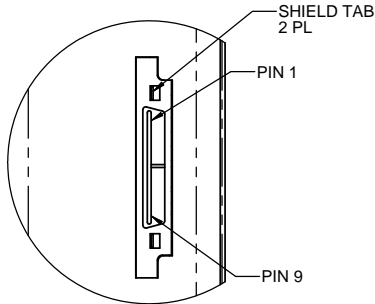
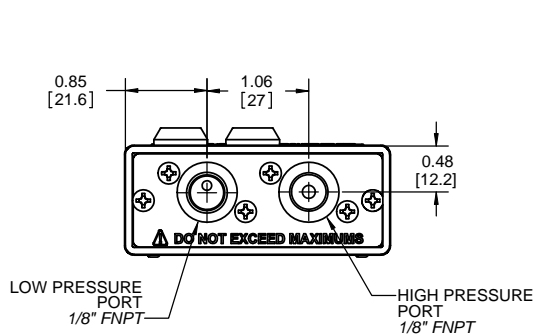
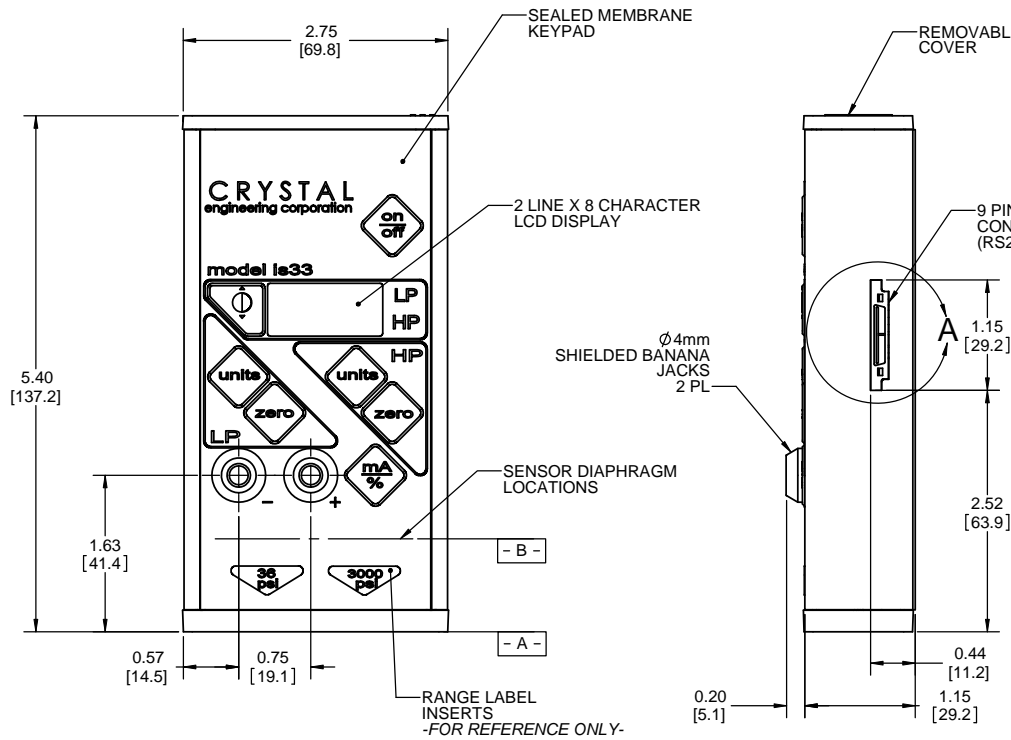
**OPERATING AND COMPENSATED TEMPERATURE RANGE:** 0°C TO +50°C (32°F TO 122°F).

**STORAGE TEMPERATURE RANGE:** -20°C TO +70°C (-4°F TO 158°F).

**CERTIFICATIONS:**  
 INTRINSICALLY SAFE: CENELEC - EEx ia IIC, T4  
 CSA - Class I, Groups A, B, C, D, Temperature Code T4

DIMENSIONS ARE IN INCHES (MILLIMETERS)

SPECIFICATIONS SUBJECT TO CHANGE WITHOUT NOTICE.



DETAIL A  
SCALE 2 : 1

**CONNECTOR PINOUT**

PIN	FUNCTION
1	NC
2	TX
3	RX
4	DTR
5	COM
6	NC
7	RTS
8	NC
9	NC

**PRESSURES AND RESOLUTIONS**

AVAILABLE PRESSURES					AVAILABLE UNITS AND DISPLAY RESOLUTIONS												
PRESSURE PORT	LP	36	200	6000	ALLOWED OVERPRESSURE	PSI	kg/cm2	"Hg	"H2O	mmHg	cmH2O	mmH2O	kPa	Mpa	mBar	Bar	
					6X	0.001*	0.0001	0.001	0.01	0.01	0.01	0.01	0.1	1	1	0.01*	0.001
HP	1500	100	10000	4X	0.1*	0.01							1*	0.001		0.01*	0.01
	3000	200	20000	2X	0.1	0.01							1	0.001		0.01	0.01

**VACUUM AND RESOLUTIONS**

APPLICABLE PRESSURES		AVAILABLE UNITS AND DISPLAY RESOLUTIONS											
PSI	Bar	kPa	PSI	kg/cm2	"Hg	"H2O	mmHg	cmH2O	mmH2O	kPa	mBar	Bar	
16	1	100	0.001	0.0001	0.001	0.01	0.01		1	0.01	0.1	0.001*	
36	2	200	0.001	0.0001	0.001	0.01	0.01		0.01	0.01	0.1	0.001*	
300	20	2000	0.01*	0.001	0.01	0.1	0.1	1		0.1*		0.001*	

UNLESS OTHERWISE SPECIFIED DIMENSIONS ARE IN INCHES TOLERANCES ARE:  
 FRACTIONS DECIMALS ANGLES  
 .XXX ± .005  
 .XXXX ± .001

**CRYSTAL** (805) 595-5477  
 engineering corporation www.crystalengineering.net

**PROPRIETARY NOTICE**  
 THIS DOCUMENT AND ANY DATA DISCLOSED HEREIN IS THE SOLE PROPERTY OF CRYSTAL ENGINEERING CORPORATION AND MAY NOT BE REPRODUCED, USED OR DISCLOSED IN PART OR IN WHOLE, TO ANYONE WITHOUT THE WRITTEN CONSENT OF CRYSTAL ENGINEERING CORPORATION.

APPROVALS	DATE
DRAWN M.J.Cain	11/28/05
CHECKED D.Porter	12/8/05
MFG. ENGR. M.J.Cain	12/9/05
D.A. M.Merrill	12/9/05

IS33 SERIES CALIBRATOR			
SCALE: 1:1	SIZE C	DRAWING NO. 3394	REV A
DO NOT SCALE DRAWING		SHEET 1 OF 1	